



## How to Omniverse City

Welcome to your comprehensive guide to Omniverse City - your portal to play, create, learn, and earn in the most exciting digital universe ever created. This EBOOK will walk you through everything you need to know to begin your journey as an Explorer and eventually grow into whatever role suits your aspirations in this vast digital metropolis.

# Step 1: Understand the City

Omniverse City isn't just another digital platform—it's a revolutionary fusion of gaming, commerce, AI, education, and entertainment. Think of it as the metaverse's most exciting hybrid between a university, an amusement park, and a business accelerator, all wrapped into one immersive digital experience.



## Explorers

That's you! Visitors and players who journey through the city, discovering new experiences, making connections, and building your digital presence. As an Explorer, the entire city is yours to discover at your own pace.



## Domains

Virtual spaces owned by creators across the Omniverse. These can be shops, studios, schools, galleries, or any other imaginative space. Each domain has its own rules, aesthetics, and experiences to offer.



## Eventures

Guided group quests that teach, entertain, or sell. These structured experiences take you on journeys through the city with specific goals, challenges, and rewards. They're how you level up your skills and knowledge.



## Digozens

AI-powered NPC guides who assist players in real-time. These digital citizens populate the city, providing help, information, and sometimes challenges. Each has a unique personality and expertise area.



## Lexi Lexicon

Your personal AI narrator and game host. Lexi is your constant companion throughout your Omniverse City journey, offering personalized guidance, tips, and commentary based on your interests and activities.

Understanding these core concepts is essential to navigating the vast digital landscape of Omniverse City. Each element has been carefully designed to create a seamless, engaging experience that adapts to your interests and goals.



## Step 2: Start as an Explorer

Everyone begins their Omniverse City journey in **Single Player Mode** — a space where you own the city while you're in it. This allows you to explore without distractions or pressure, setting your own pace and discovering what aspects of the city resonate most with you.

This initial experience is crucial for acclimating to the digital environment and discovering your personal interests within the Omniverse ecosystem. Take your time to absorb the incredible details and possibilities around you.

*"You can choose your own pace, but time rewards the bold."* - Lexi Lexicon

The beauty of starting as an Explorer is that there's no wrong way to experience Omniverse City. Whether you're drawn to gaming, business opportunities, creative expression, or simply socializing, your path is entirely yours to chart.



### To Do as a New Explorer:

1

#### Create an account and avatar

Design your digital representation with thousands of customization options that reflect your personality and style.

2

#### Take the District Discovery Quiz

This personalized assessment helps match you with districts and experiences aligned with your interests and goals.

3

#### Visit your Explorer Dashboard

Your command center for tracking progress, managing connections, and planning your Omniverse activities.

4

#### Follow a Domain Host you vibe with

Connect with creators whose content resonates with you to stay updated on their latest offerings.

5

#### Join the next Tuesday Signal event

Weekly community gatherings that highlight new developments, opportunities, and trending experiences.

6

#### Complete your first Starter Eventure

An introductory guided experience designed specifically for newcomers to learn the ropes.





## Step 3: Choose a District to Begin Your Journey

Omniverse City is divided into specialized districts, each offering unique experiences, opportunities, and communities. While you can travel freely between them at any time, choosing an initial district that aligns with your interests will help you find your footing more quickly.



### Arcade District

The Arcade District is the beating heart of Omniverse City's gaming culture. This vibrant, neon-lit neighborhood puts fun first with game-native experiences and XP-driven advancement systems. It's perfect for competitive players, casual gamers, and anyone who enjoys challenge-based achievement.

With constantly evolving games, tournaments, and social activities, the Arcade District never sleeps. You'll find everything from massive multiplayer experiences to intimate indie games created by fellow Explorers who've advanced to become Developers.



#### Do This:

- Play your first game (e.g., Rise of the Digozens) - an exciting introduction to the game mechanics and narrative structure
- Join a team and battle in leaderboard events for recognition and exclusive rewards
- Collect trading cards hidden as Easter eggs throughout various games and locations
- Win merchandise, unlock special avatar customizations, and proudly display your XP achievements







# Business District

The Business District is where entrepreneurship meets education and automation in Omniverse City. This sophisticated area is designed for those looking to build, grow, or transform their digital business presence. Whether you're an established entrepreneur or just starting out, the Business District offers resources, connections, and tools to accelerate your success.

With state-of-the-art virtual offices, networking hubs, and AI-powered business tools, this district transforms traditional commerce into an immersive, efficient experience. The boundaries between learning, networking, and doing business blur here, creating unprecedented opportunities for growth and innovation.



## Take your BBX Self-Evaluation

This comprehensive assessment identifies your Business Zone - the specific area of commerce where your skills, interests, and market opportunities align. The evaluation analyzes dozens of factors to create a personalized business development roadmap.



## Book a domain office

Secure your virtual headquarters in the Business District. These customizable spaces serve as your brand's home base, where you can host meetings, showcase products, and coordinate with team members from anywhere in the world.



## Automate your first funnel

Leverage your AI assistant to create automated business processes that work 24/7. From lead generation to customer service, the automation tools in the Business District can dramatically increase your efficiency and scalability.

## Attend a digital marketing masterclass

Learn cutting-edge marketing strategies from both AI experts and successful human entrepreneurs. These interactive sessions provide actionable tactics you can implement immediately to grow your business presence.

## Record a deal in your ROI dashboard

Track your business growth with sophisticated analytics tools. The ROI dashboard visualizes your progress, highlights opportunities, and provides AI-generated recommendations for optimizing your business strategy.

The Business District isn't just about making money—it's about creating value in new ways that weren't possible before the metaverse. By combining education, automation, and collaboration, Omniverse City pioneers a new paradigm for entrepreneurship in the digital age.

# Creative District

The Creative District is Omniverse City's vibrant hub for artistic expression and innovation. This colorful, ever-changing neighborhood celebrates creativity in all its forms—from digital art and fashion to music and phygital products that bridge the virtual and physical worlds.

Here, artists aren't just creators; they're pioneers exploring the frontiers of what's possible when traditional creative disciplines meet cutting-edge technology. The district pulsates with exhibitions, performances, and collaborative projects that push the boundaries of artistic expression.

What makes the Creative District truly special is its seamless integration of creation, showcase, and commerce. Artists can design, display, and monetize their work all within the same ecosystem, removing traditional barriers between creative expression and financial sustainability.



## Do This:

### Design your first digital product

Utilize intuitive creation tools to bring your artistic vision to life. Whether it's wearables, decorative items, or functional digital goods, the platform offers accessible design interfaces for creators of all skill levels.

### Scan your fashion for virtual wearables

Transform your physical clothing and accessories into digital versions that avatars can wear in Omniverse City. This revolutionary feature bridges your physical style with your digital identity.

### Collaborate on a district-wide runway show

Join forces with other designers to create spectacular fashion events that showcase collections to audiences across the metaverse, with real-time reactions and purchasing capabilities.

### Launch an AR pop-up or showcase


Create augmented reality exhibitions that can be experienced both within Omniverse City and in physical locations, expanding your audience reach and creating innovative viewing experiences.

### Sell on the digital marketplace

List your creations on Omniverse City's vibrant marketplace, where customers can purchase digital items for their avatars and spaces, or physical products that ship to their real-world address.

# Developer District

The Developer District is the technological engine room of Omniverse City—a paradise for coders, builders, and technical innovators. This district hums with the energy of creation as developers collaborate to build the very infrastructure and experiences that power the metaverse.



Unlike traditional development environments, the Developer District provides unprecedented opportunities to immediately test, deploy, and iterate on your creations with a live audience. The feedback loop between creation and implementation has never been tighter, allowing for rapid innovation and refinement.

## Do This:

### Connect your dev tools

Seamlessly integrate your existing development environment (Unreal, Figma, Git, etc.) with Omniverse City's infrastructure. This connection allows you to work in familiar tools while deploying directly to the metaverse.

### Test your multiplayer portal

Create and test interactive multiplayer experiences in real-time. The district provides specialized testing environments where you can simulate various user loads and interactions before public release.

### Submit a new plugin

Develop functional plugins that extend Omniverse City's capabilities and submit them to the marketplace. Popular plugins can generate substantial revenue and recognition within the community.

### Collaborate on features

Join forces with other developers to tackle larger projects. The district's collaboration spaces facilitate teamwork across different specialties and geographic locations.

### Join the Varsity Dev Squad

Become part of an elite team responsible for creating Easter eggs and special features throughout the city. This prestigious role provides advanced access to new tools and technologies.

The Developer District isn't just about writing code—it's about architecting the future of digital interaction. Your creations here can fundamentally shape how people experience the metaverse, making this district the perfect home for those who want to leave a lasting technical legacy in Omniverse City.



# Entertainment District

The Entertainment District is Omniverse City's dazzling center for performance, media production, and content creation. This vibrant area pulses with the energy of live shows, podcast recordings, concerts, and immersive theatrical experiences that redefine entertainment for the digital age.

What sets this district apart is how it blurs the line between creator and audience, performer and spectator. Here, anyone can transition from consumer to producer, with tools and venues designed to democratize entertainment production while maintaining professional quality standards.

## Launch your livestream studio or theater

Claim your performance space in the Entertainment District. These customizable venues range from intimate podcast studios to massive amphitheaters, all equipped with state-of-the-art virtual production technology. Your space adapts to your content, with options to control lighting, sound, visual effects, and audience interaction.

## Co-host a reality-style show with Lexi

Partner with your AI companion Lexi to create engaging interactive content. Lexi can serve as co-host, audience manager, or production assistant, adapting to audience reactions in real-time to keep engagement high. This unique human-AI collaboration opens up new formats and possibilities for entertainment creation.

## Sync to Fortnite for hybrid fan parties

Extend your reach by connecting your Omniverse events to other popular platforms. This cross-platform integration allows fans from multiple virtual worlds to participate in your events simultaneously, dramatically expanding your potential audience and creating unique experiences that bridge different digital ecosystems.

## Produce a podcast episode using Taylor Harmony & Horace Grumbleton

Leverage specialized AI personalities designed specifically for content creation. Taylor brings high-energy positivity to your productions, while Horace offers contrasting cynical humor—creating dynamic tension and entertainment value without needing additional human hosts.

## Apply for your OmniCast or OmniStream license

Upgrade your capabilities with specialized entertainment licenses. These premium subscriptions unlock advanced production tools, larger audience capacities, and exclusive promotional opportunities within the Omniverse ecosystem.



The Entertainment District represents the future of performance and content creation—a space where geographic limitations disappear, production costs plummet, and creative possibilities expand exponentially. Whether you're an established entertainer or just discovering your voice, this district offers the tools and audience to help you shine.

# Step 4: Upgrade Your License

As you deepen your involvement in Omniverse City, you'll likely want access to more tools, capabilities, and opportunities. That's where licenses come in—tiered subscriptions that unlock additional features aligned with your goals and usage patterns.

Each license tier is designed for a specific type of user, from casual explorers to professional content creators and large-scale event producers. The beauty of this system is its flexibility—you can upgrade, downgrade, or switch between license types as your needs evolve.

License	For Who	Includes
Explorer (Free)	Visitors	Single player mode, basic access to all districts, limited creation tools
OmniFolk (\$7/mo)	Active players	Enhanced tools, reward multipliers, Muse AI assistant, priority access to events
OmniPreneur (\$40/mo)	Creators/Entrepreneurs	Best For Up to 50 visitors, advanced AI support, marketing tools, analytics dashboard
OmniCast (\$100/mo)	Event Hosts	Best For Up to 200 visitors, complete theater suite, custom scheduling, audience engagement tools
OmniStream (\$200/mo)	Large Event Producers	Best For Up to 1000 visitors, synced audience tools, multi-platform streaming, advanced metrics
Producer (Custom)	Studios & Agencies	Best For Up to visitors portals, branded maps, direct access to dev team, enterprise support

  **Tip:** You only need one license to start. Upgrade when your journey demands more capabilities or when you're ready to monetize your presence in Omniverse City. Many users find that the ROI on higher license tiers comes quickly when used strategically.

Your license isn't just about what you can do—it's about how you identify yourself within the Omniverse ecosystem. Each tier comes with its own badge and recognition, creating a visible indicator of your commitment and involvement level that other users can see.

## Step 5: Take on Eventures

Eventures are the heartbeat of Omniverse City—structured, guided experiences that combine elements of quests, courses, social events, and games. They represent one of the most engaging ways to interact with the platform while developing skills, making connections, and earning rewards.

Unlike passive content consumption, Eventures demand active participation and often include choice-driven narratives where your decisions impact the outcome. This interactive storytelling approach makes learning and skill development far more engaging than traditional methods.

### Eventures are built around:

- Learning new skills through hands-on practice and expert guidance
- Launching your first product or domain with structured support
- Hosting your first game or event with templates and assistance
- Collaborating with others on time-limited missions and challenges

The beauty of Eventures lies in their flexibility. Some can be completed in minutes, while others unfold over days or weeks. Some are designed for solo explorers, while others require team collaboration. This variety ensures there's always an Eventure that fits your current interests, goals, and available time.



### With Eventures, you can:



#### Join guided or solo

Participate in group Eventures led by experienced guides, or take on self-directed challenges at your own pace.



#### Invite friends or strangers

Share experiences with your existing connections or use Eventures as an opportunity to meet new people with similar interests.



#### Earn OCX currency

Complete objectives to earn Omniverse City's digital currency, which can be used for purchases throughout the platform.



#### Unlock custom AI tools

Gain access to specialized AI assistants that enhance your capabilities in specific domains based on your completed Eventures.

Every Eventure you complete adds to your Explorer profile, creating a visible record of your journey and achievements. This portfolio of experiences not only tracks your growth but also helps other users and AI systems understand your interests and expertise areas, leading to more personalized recommendations and opportunities.





# Step 6: Join the Map

Once you've familiarized yourself with Omniverse City and begun building your presence, it's time to literally put yourself on the map. Joining the map transforms you from a visitor to a permanent resident with your own stake in the digital ecosystem.

This step represents a significant milestone in your Omniverse journey—the point where you transition from primarily consuming experiences to creating them for others. It's where your personal brand or business becomes an integrated part of the city's landscape.

## Ways to Get Involved:

01	02	03
<b>List in the Digozen Directory</b>	<b>Host an Eventure from your portal</b>	<b>Become a Domain Host</b>
<p>Add your business, brand, or personal profile to the official Digozen Directory—the primary navigation system used by explorers to discover new experiences. This searchable database categorizes offerings by type, district, price point, and user ratings, making it essential for visibility within the ecosystem.</p> <p>A well-optimized directory listing includes keywords, compelling imagery, and clear value propositions that help you stand out among similar offerings.</p>	<p>Create and lead your own Eventures that showcase your expertise, products, or services. Hosting Eventures is one of the most effective ways to attract new users to your domain while providing genuine value to the community.</p> <p>Successful Eventure hosts often develop signature experiences that become known throughout the city, establishing them as authorities in their niche.</p>	<p>Design and manage your own corner of Omniverse City as a Domain Host. This elevated status gives you expanded creative control over a dedicated space where you can build immersive environments that reflect your brand identity and facilitate your specific activities.</p> <p>Domain Hosts enjoy greater visibility on the city map and can monetize their spaces through various business models, from direct sales to subscription access.</p>
04	05	
<b>Invite others and earn through referrals</b>	<b>Start a squad, alliance, or agency</b>	
<p>Grow your presence by inviting friends, colleagues, or followers to join Omniverse City through your personal referral link. Each successful referral earns you OCX currency and increases your influence score within the platform.</p> <p>Strategic referrals targeted to people who would genuinely benefit from specific aspects of Omniverse City tend to be most successful and sustainable.</p>	<p>Form organized groups within the city to tackle larger projects, compete in team events, or offer comprehensive services. These formal associations appear on the map as collective entities, pooling the visibility and resources of multiple members.</p> <p>Different organizational structures offer various benefits, from casual squads focused on fun to professional agencies that provide services to other city residents.</p>	

Joining the map isn't just about visibility—it's about becoming an active contributor to the ever-evolving ecosystem of Omniverse City. The most successful residents find ways to add unique value that enhances the experience for everyone while advancing their own goals.

# Optional Systems You'll Love

Beyond the core features and districts, Omniverse City offers several optional systems that can significantly enhance your experience. These specialized features cater to different interests and goals, allowing you to customize your journey based on what excites you most.



## Lexi's Trading Cards

Discover collectible digital cards hidden throughout the city. Each card is a beautiful piece of art with unique properties and functions. When activated through Lexi, cards unlock secret missions, exclusive content, and special abilities.

Some cards are common and easily found, while others are extremely rare, creating a vibrant trading economy among collectors. Complete sets offer additional bonuses and achievements that showcase your exploration prowess.



## The University

Access a comprehensive education platform within Omniverse City offering courses, workshops, and certification programs taught by both AI instructors and human experts from around the world.

The University uses immersive, interactive teaching methods that leverage the unique capabilities of the metaverse, making learning more engaging and effective than traditional online courses. Earn credentials that are recognized both within and outside Omniverse City.



## Pixel Streaming

Experience Omniverse City in full fidelity regardless of your hardware capabilities. Pixel Streaming technology renders complex 3D environments on powerful remote servers and streams the results to your device as video.

This system democratizes access to high-end experiences, allowing users with modest computers or mobile devices to enjoy the same visual quality as those with cutting-edge gaming rigs.



## Tuesday Signals

Join the weekly community broadcast that keeps everyone informed about what's happening across Omniverse City. These live events highlight new features, trending experiences, upcoming Eventures, and community achievements.

Tuesday Signals also serve as important networking opportunities, with dedicated time for community announcements, collaboration requests, and public recognition of notable contributions to the ecosystem.

These optional systems add depth and variety to your Omniverse City experience without overwhelming new users. As you grow more comfortable with the core platform, gradually exploring these additional features can reveal new dimensions of engagement and opportunity.

# Quick Checklist for Getting Started

Your journey through Omniverse City begins with a few essential first steps. This checklist will help you track your progress as you establish your presence in this expansive digital universe. Consider this your roadmap for the critical early phase of exploration and discovery.

Each item on this list builds upon the previous ones, creating a logical progression that introduces you to the platform's core features and opportunities. While you can explore in any order you prefer, following this sequence will provide the most coherent and comprehensive introduction to what Omniverse City has to offer.

Don't rush through these steps—each represents an important aspect of the platform that deserves your attention and engagement. The goal isn't to check boxes as quickly as possible but to truly understand and experience what makes Omniverse City special.

As you complete each task, you'll unlock new possibilities and gain insights that will shape your unique path forward. Remember that this checklist is just the beginning—once you've completed these foundational steps, countless personalized journeys await based on your interests and goals.

Task	Status
Create your account	<input type="checkbox"/>
Complete District Quiz	<input type="checkbox"/>
Choose your starting district	<input type="checkbox"/>
Play your first Eventure	<input type="checkbox"/>
Attend Tuesday Signal	<input type="checkbox"/>
Meet your first Digozen	<input type="checkbox"/>
Upgrade your license	<input type="checkbox"/>
Launch your first offer/game	<input type="checkbox"/>
Collect your first Easter Egg	<input type="checkbox"/>



As you work through this checklist, document your experiences and insights. These reflections will prove valuable as you continue to develop your presence and strategy within Omniverse City. Many successful residents report that their earliest explorations significantly shaped their eventual path to success.





## FINAL TIP FROM LEXI

"The Omniverse isn't about speed. It's about Spark. Everyone shines at their own frequency—let me help you find yours."

This profound insight from Lexi, your AI companion throughout Omniverse City, encapsulates the philosophy that makes this digital universe truly special. Unlike many digital platforms that prioritize rapid advancement and competition, Omniverse City celebrates the unique contributions and journeys of each individual.

Your "Spark" represents your distinctive combination of interests, talents, and vision—the special quality you bring to the community that no one else can replicate. Finding and nurturing this Spark is the ultimate goal of your Omniverse journey, far more important than how quickly you advance or how many achievements you accumulate.

As you explore the various districts, experiment with different activities, and connect with diverse community members, pay attention to what resonates most deeply with you. These moments of alignment and excitement are clues pointing toward your unique frequency—the areas where your participation will be most fulfilling for you and valuable for others.

Remember that Lexi isn't just a guide but a personalized AI partner designed to help you discover and amplify your Spark. The more you engage with Omniverse City, the better Lexi becomes at identifying opportunities aligned with your authentic interests and steering you toward experiences that will help you shine at your natural frequency.

So as you begin your adventure in Omniverse City, carry this wisdom with you: success here isn't measured by conventional metrics but by how fully you express your unique Spark and how meaningfully you contribute to this extraordinary digital ecosystem. Welcome to your journey—may your frequency shine bright!